

CS-115/P1000

15" TFT-LCD Sunlight Readable Touch Panel PC with Intel® Atom™ E3845 Quad Core Processor



- 15" TFT-LCD with Ultra High Brightness up to 1,600 nits and 1024 x 768 (XGA) Resolution
- Onboard Intel® Atom™ E3845 Processor Quad Core, 1.91GHz
- Supports 1x DDR3L SO-DIMM Socket, up to 8 GB
- 1x 2.5" SATA Drive Bay, 1x CFast Card and 1x SIM Card Socket
- 2x GbE LAN, 4x USB, 2x COM, 1x VGA, 1x DisplayPort, 4x DI/4x DO
- 1x Mini-PCIe Expansion Socket for Wireless and I/O Expansion
- Wide Range Operating Temperature -20°C to 70°C
- Designed with Aluminum Die-casting Front Frame
- True Flat IP65 Front Panel Protection
- Supports Panel / VESA / Rack Mounting
- Convertible Display System (CDS) Technology Supported

Overview

CS-115/P1000 Series is a 15" TFT-LCD sunlight readable touch panel PC offering 1,600 nits ultra high brightness and 1024 x 768 (XGA) resolution. The system is equipped with Intel® Atom® E3845 processor and provides extensive I/O including 2x GbE, 4x USB, 2x RS232/422/485, 4x DI/4x DO, 1x VGA and 1x DisplayPort. It also supports 1x Mini-PCIe slot and 1x SIM socket for a variety of wireless connections, such as BT/WiFi and 3G/LTE. In addition, there are 2 types of storage devices including 2.5" SATA HDD and CFast. The accessible design of these storage devices allows quick data access and easy maintenance.

CS-115/P1000 Series supports Convertible Display System (CDS) technology. Comparing to regular standalone panel PCs, it can lower maintenance cost and reduce unplanned downtime.

Furthermore, CS-115/P1000 Series is a truly rugged display system supporting wide range operating temperature (-20°C to 70°C), IP65 dust/water proof front panel, wide range DC power input (9 to 48VDC) and rigorous industrial protections.

Highlights



Sunlight Readable

Providing ultra high brightness 1,600 nits and resolution up to 1024 x 768 (XGA), CS-115/P1000 Series is suitable for all lighting conditions including direct sunlight.



Wide Temperature

CS-115/P1000 Series supports wide range operating temperature from -20°C to 70°C and is suitable for deploying in extreme and harsh environments.



Multiple Functions

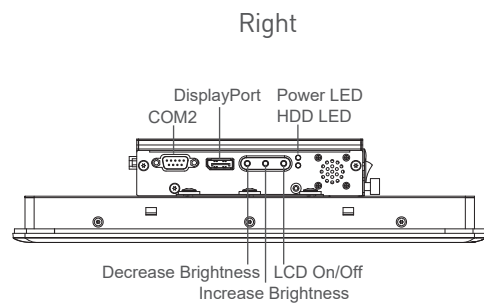
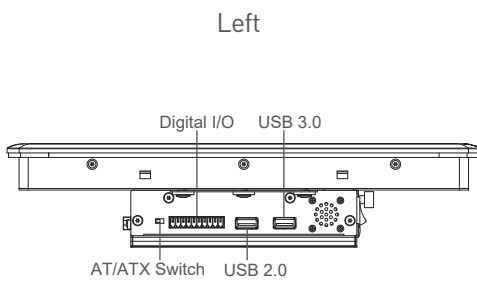
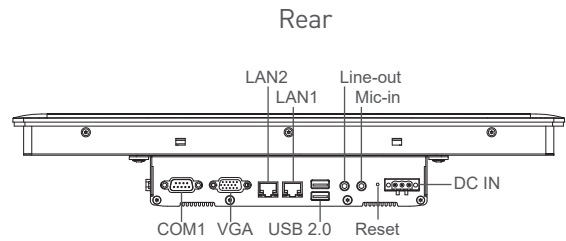
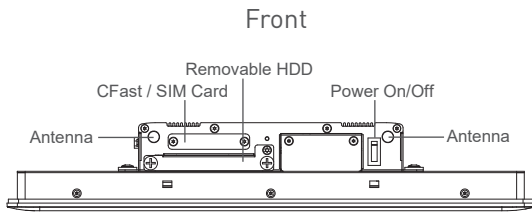
CS-115/P1000 Series provides extensive I/O, Mini-PCIe slot, 2.5" SATA drive bay, CFast socket, and SIM card slot.

Specifications

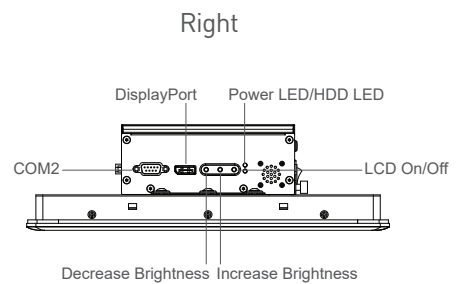
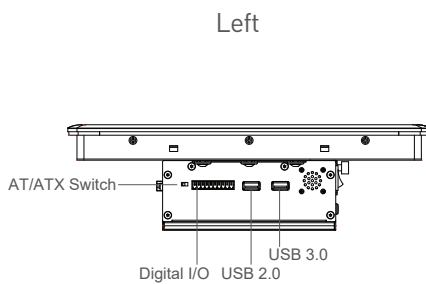
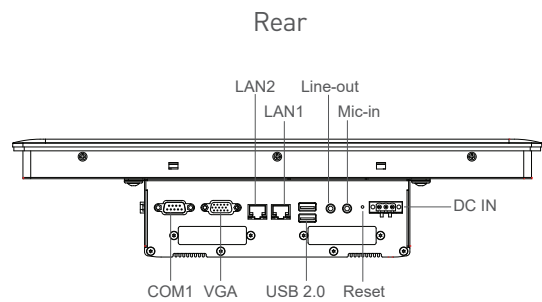
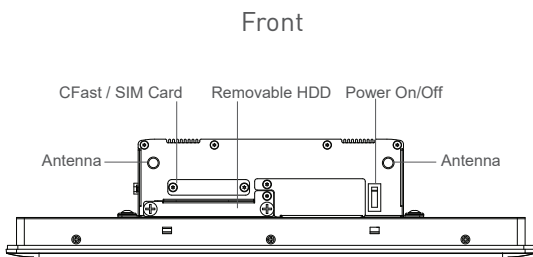
<p>Display</p> <ul style="list-style-type: none"> ▪ LCD Size: 15" (4:3) ▪ Max. Resolution: 1024 x 768 ▪ Brightness (cd/m2): 1600 ▪ Contrast Ratio: 800 : 1 ▪ LCD Color: 16.2M ▪ Pixel Pitch (mm): 0.297 (H) x 0.297 (V) ▪ Viewing Angle (H-V): 160 / 150 ▪ Backlight MTBF: 50000 hrs (LED Backlight) <p>Touch</p> <ul style="list-style-type: none"> ▪ Projected Capacitive Touch <p>Processor System</p> <ul style="list-style-type: none"> ▪ Onboard Intel® Atom™ Processor E3845 Quad Core, 1.91 GHz with AMI 64Mbit SPI BIOS <p>Memory</p> <ul style="list-style-type: none"> ▪ 1x 204-Pin SO-DIMM DDR3L 1066/ 1333MHz (un-buffered and non-ECC), max. up to 8GB <p>I/O Ports</p> <ul style="list-style-type: none"> ▪ 1x VGA ▪ 1x DisplayPort ▪ 1x USB 3.0 ▪ 3x USB 2.0 ▪ 2x DB9 for COM1~2, Support RS232/422/485 with Auto Flow Control ▪ 1x Line-out ▪ 1x Mic-in ▪ 1x Power Switch ▪ 1x Reset Button ▪ 1x AT/ATX Switch <p>Digital Input & Output</p> <ul style="list-style-type: none"> ▪ 4x Digital Input (Source Type) <ul style="list-style-type: none"> - Input Voltage (Dry Contact): Logic 0: Close to GND Logic 1: Open - Input Voltage: Logic 0: -3V(Min/ D1 to COM+) ▪ 4x Digital Output <ul style="list-style-type: none"> - Supply Voltage: 5~30 VDC - Sink Current: 580mA Max - DIO Max: 30V <p>Expansion</p> <ul style="list-style-type: none"> ▪ 1x Full-size Mini PCIe Socket for Wi-Fi / GSM / Expansion Module ▪ 2x Universal I/O Brackets [CS-115C/P1001E] <p>Other Features</p> <ul style="list-style-type: none"> ▪ Watchdog Timer: <ul style="list-style-type: none"> Software Programmable Supports 256 Levels System Reset ▪ Audio: AMP 2W + 2W (Internal Speaker) ▪ OSD Function: LCD On/Off, Brightness Up/Down 	<p>Ethernet</p> <ul style="list-style-type: none"> ▪ 2x Intel® i210-IT GbE LAN Port, Support Wake-on-LAN and PXE <p>Storage</p> <ul style="list-style-type: none"> ▪ 1x External 2.5" SATA Drive Bay ▪ 1x External CFast Socket ▪ 1x External SIM Card Socket <p>Power</p> <ul style="list-style-type: none"> ▪ Support AT, ATX Mode ▪ 1x 3-pin Terminal Block Connector with Power Input 9~48VDC ▪ 1x Optional AC/DC 12V/5A, 60W Power Adapter <p>Physical</p> <ul style="list-style-type: none"> ▪ Dimensions (WxDxH, mm): CS-115C/P1001: 408 x 312.4 x 68 mm CS-115C/P1001E: 408 x 312.4 x 90.85 mm ▪ Weight: CS-115C/P1001: 5.7 kg CS-115C/P1001E: 5.9 kg ▪ Front Panel Construction: Flat Rugged Aluminum Die-casting Bezel ▪ Mounting: Panel / VESA / *Rack Mounting (*with optional mounting kit) <p>Environment</p> <ul style="list-style-type: none"> ▪ Operating Temperature: Ambient with air flow: -20°C to 70°C (with Industrial Grade Peripherals) ▪ Storage Temperature: -20°C to 70°C ▪ Relative Humidity: 80% RH @ 40°C (Non-Condensing) ▪ Shock: Operating, 15 Grms, Half-sine 11 ms Duration (w/ SSD, according to IEC60068-2-27) ▪ Vibration: Operating, 1.5 Grms, 5-500 Hz, 3 Axes (w/ SSD, according to IEC60068-2-64) ▪ IP Level: IP 65 Compliant Front Panel ▪ EMC: CE, FCC Class A <p>Protection</p> <ul style="list-style-type: none"> ▪ Reverse Power Input Protection ▪ Over Voltage Protection: <ul style="list-style-type: none"> Protection Range: 51~58V Protection Type: shut down operating voltage, re-power on at the preset level to recover ▪ Over Current Protection: 20A ▪ ESD Protection: +/-8kV (air), +/-4kV (contact) ▪ Surge Protection: 3kW <p>Operating System</p> <ul style="list-style-type: none"> ▪ Windows® 10 ▪ Windows® 8.1 ▪ Windows® 7 <p>Certification</p> <ul style="list-style-type: none"> ▪ CE ▪ FCC Class A
---	--

External Layout

CS-115/P1001

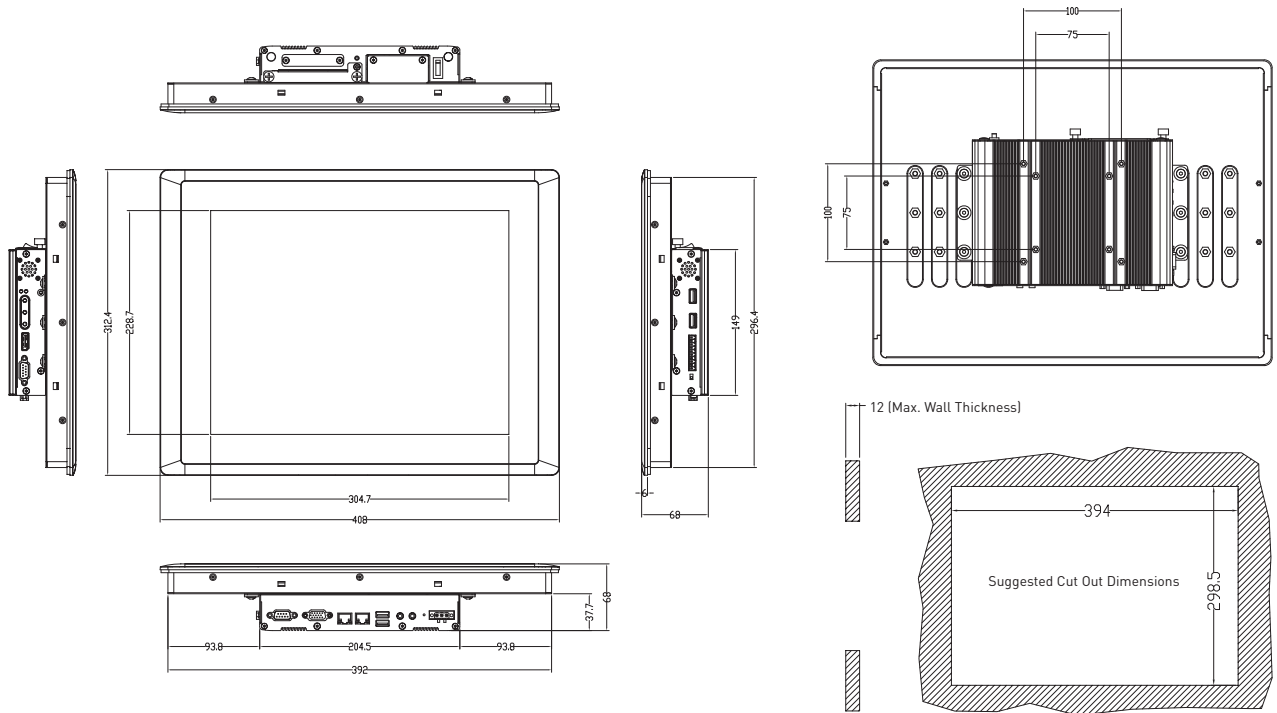


CS-115/P1001E

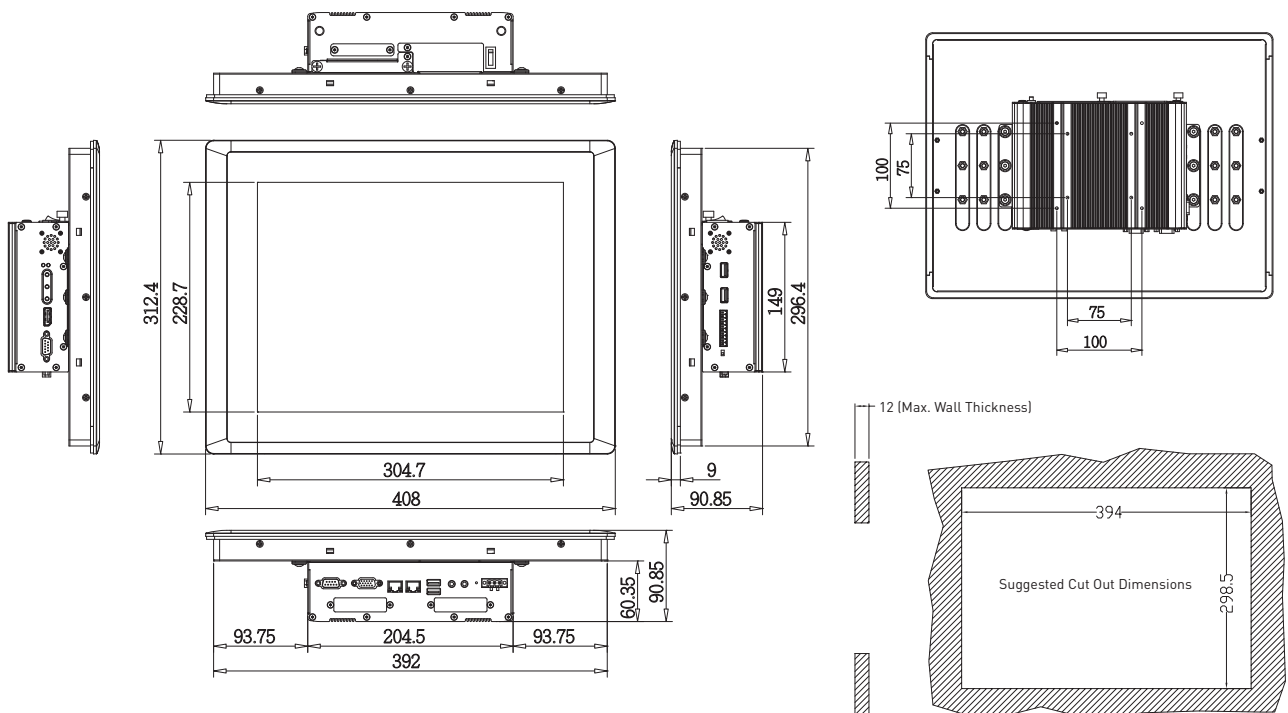


Dimensions

CS-115/P1001



CS-115/P1001E



Ordering Information

Available Models

Model No.	Description
CS-115C-R10/P1001-R10	15" TFT-LCD 1600 nits Sunlight Readable Touch Panel PC with Intel® Atom™ E3845 Quad Core Processor and P-Cap. Touch
CS-115C-R10/P1001E-R10	15" TFT-LCD 1600 nits Sunlight Readable Touch Panel PC with Intel® Atom™ E3845 Quad Core Processor, P-Cap. Touch and 2x Universal I/O Bracket

Package Checklist

- Panel PC x 1
- Panel Mounting Kit x 1
- Utility DVD Driver x 1
- DIO Terminal Block Connector x 1
- Power Terminal Block Connector x 1
- HDD Screw Pack x 1
- Mini PCIe Screw Pack x 1

Optional Modules & Accessories

Model No.	Description
GST60A12-CIN1	Adapter AC/DC 12V 5A 60W, GST60A12-CIN1, wide temp(-30°C ~ +70°C)
SL2-SL3	US 2 heads power cord, US B type to IEC C13, SVT 18AWG/3C Black 1.8M SL-2+SL-3
SL6-SL3	EU 2 heads power cord, EU G type to IEC C13, H05VV-F 0.75mm2/3G Black 1.8M SL-6+SL-3
QP026-SL3	UK 2 heads power cord, UK I type to IEC C13, H05VV-F 0.75mm2/3G Black 1.8M QP026+SL-3
URM01	Universal 19" Rack Mount Kit for Industrial Panel PC & Industrial Monitor
MEC-COM-M212/UB0303	Mini-PCIe Module with 2x COM Ports, 2x Universal Brackets (65 x 16 mm)
MEC-LAN-M002-R1/UB0311	Mini-PCIe Module with 2x LAN Ports, 1x Universal Bracket (65 x 16 mm)
MEC-USB-M002/UB0314	Mini-PCIe Module with 2x USB 3.0 Ports, 1x Universal Bracket (65 x 16 mm)