

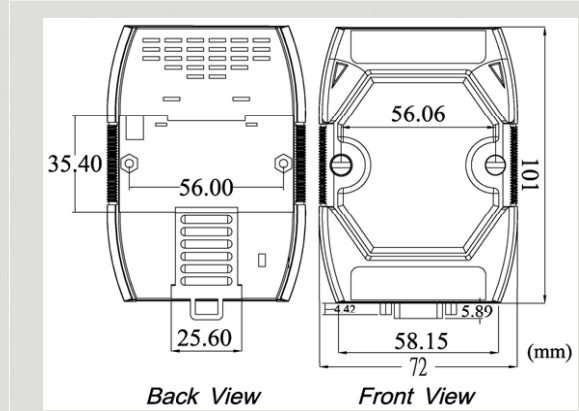


DeviceNet Series Products

USB/DeviceNet Master Converter



I-7565-DNM



Dimensions

The I-7565-DNM is a DeviceNet master solution for USB interface built-in 80 MHz 186CPU. It acts the DeviceNet master device and communicates with the remote slave devices. There is a complete DeviceNet protocol firmware in the I-7565-DNM. Users can easily access the slave device via I-7565-DNM by using USB port and need not to deal with the complex DeviceNet protocol. By using the powerful Utility tool, user can diagnose the slave devices without any programming. The various development tools are supported for VB, VC, and BCB...

Features

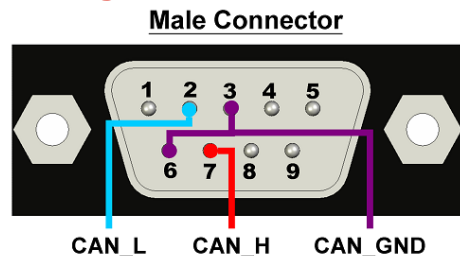
- Fully compliant with USB 1.1/2.0(Full Speed)
- No external power supply is required as I-7565-DNM takes it's power from the USB bus
- DeviceNet Version: Volume I & II, Release 2.0
- Programmable Master MAC ID and Baud Rate
- Baud Rate: 125K, 250K, 500K bps
- Support Group 2 and UCMM connection
- I/O Operating Modes: Poll, Bit-Strobe, Change of State / Cyclic
- I/O Length: 512 Bytes max (Input/Output) per slave
- Slave Node : 63 nodes max
- Support Auto-Search slave device function
- Support on-line adding and removing devices
- Support Auto-detect Group 2 and UCMM device
- Auto-Reconnect when the connection is broken
- Status LED: RUN, MS, NS
- Free Software development tools for Windows
- Windows 98/ME/2000/XP/Linux drivers supported

Utility Features

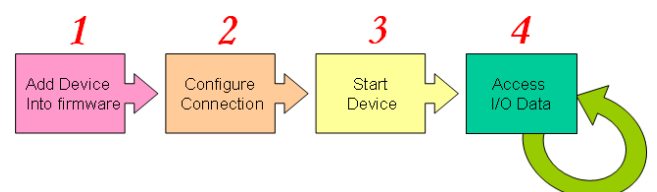


This utility supports to search all devices and specific devices in the network and can configure the I/O connection of the devices by searching devices or manual setting. It can easily to access the I/O data of all the slave devices.

Pin Assignments



Establish Connection Flowchart



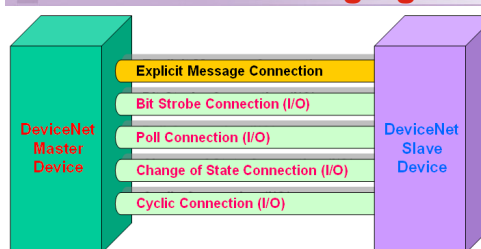
Hardware Specifications

Hardware	
CPU	80186, 80 MHz or compatible
SRAM/Flash/EEPROM	512 KB / 512 KB / 16 KB
ESD Protection	2 kV class A
CAN Interface	
Controller	NXP SJA1000T with 16 MHz clock
Transceiver	NXP 82C250
Channel number	1
Connector	9-pin male D-Sub (CAN_GND, CAN_L, CAN_SHLD, CAN_H, CAN_V+, N/A for others)
Baud Rate (bps)	125 k, 250 k, 500 k
Transmission Distance (m)	Depend on baud rate (for example, max. 1000 m at 50 kbps)
Isolation	3000 V _{DC} for DC-to-DC, 2500 V _{rms} for photo-couple
Terminator Resistor	Jumper for 120 Ω terminator resistor
Specification	ISO-11898-2, CAN 2.0A and CAN 2.0B
Protocol	DeviceNet Volumn I ver2.0, Volumn II ver2.0
USB Interface	
Connector	USB Type B
Transmission speed	921.6 kbps
Specification	USB 1.1 and USB 2.0
LED	
Round LED	PWR LED, RUN LED, NS LED, MS LED
Software	
Driver	Windows 98/ME/NT/2K/XP/7
Library	VB 6.0, VC++ 6.0, BCB 6.0
Power	
Power supply	By USB interface
Power Consumption	3 W
Mechanism	
Installation	DIN-Rail
Dimensions	72mm x 101mm x 33mm (W x L x H)
Environment	
Operating Temp.	-25 ~ 75 °C
Storage Temp.	-30 ~ 80 °C
Humidity	10 ~ 90% RH, non-condensing

LED indicators

LED	Description
RUN LED	Indicates the firmware status
MS LED	Indicates any slave devices which is disconnecting with the I-7565-DNM
NS LED	Indicates that there are errors on the bus

DeviceNet Messaging



Application



Ordering Information

I-7565-DNM-G CR USB / DeviceNet Master Converter Module (RoHS)