

Features ▶▶▶

- 2 Dual Media for Flexible Fiber Connection
- Supports Q-in-Q (Double-tag)
- IEEE802.1X Access Control improves network security
- Unknown Unicast/Broadcast/Multicast storm control
- IP-MAC-port binding for LAN security
- ACL Based on Ethernet Type/ARP/IPv4 for packets permit or deny, rate limitation and port copy
- Supports LLDP (Link Layer Discovery Protocol) provides a standards-based method for enabling switches to advertise themselves.
- Port Mirroring helps supervisor monitoring network
- IEEE802.1Q tag-based VLAN for performance & security
- IEEE802.1D Compatible, IEEE802.1w Rapid Spanning Tree & IEEE802.1s
- Multiple Spanning Tree
- Multicast VLAN management for IPTV
- QCL Based on Application traffic for QoS and rate
- Supports DHCP snooping (DHCP option 82)
- Supports "power saving" for Green Ethernet requirement
- Supports IGMPv3 snooping and IGMP Proxy

Introduction

MSM-6226 is a L2 Managed Switch that meets all IEEE 802.3/u/x/z Gigabit, Fast Ethernet and Ethernet specifications. It provides 24 Fast Ethernet ports (10/100 Mbps TP) and 2 Gigabit dual media ports with TP/SFP (or GBIC).

The switch can be managed through RS-232 serial port via direct connection, or through Ethernet port using Telnet or Web-Based management unit, associated with SNMP agent. With the SNMP agent, the network administrator can logon the switch to monitor, configure and control each port activity in a friendly way. The overall network management is enhanced and the network efficiency is also improved to accommodate high bandwidth applications. In addition, the switch features comprehensive and useful function such as DHCP Option 82, QoS (Quality of Service), Spanning Tree, VLAN, Port Trunking, Bandwidth Control, Port Security, SNMP/RMON and IGMPv3 Snooping capability via the intelligent software. It is suitable for both Metro-LAN and office application.

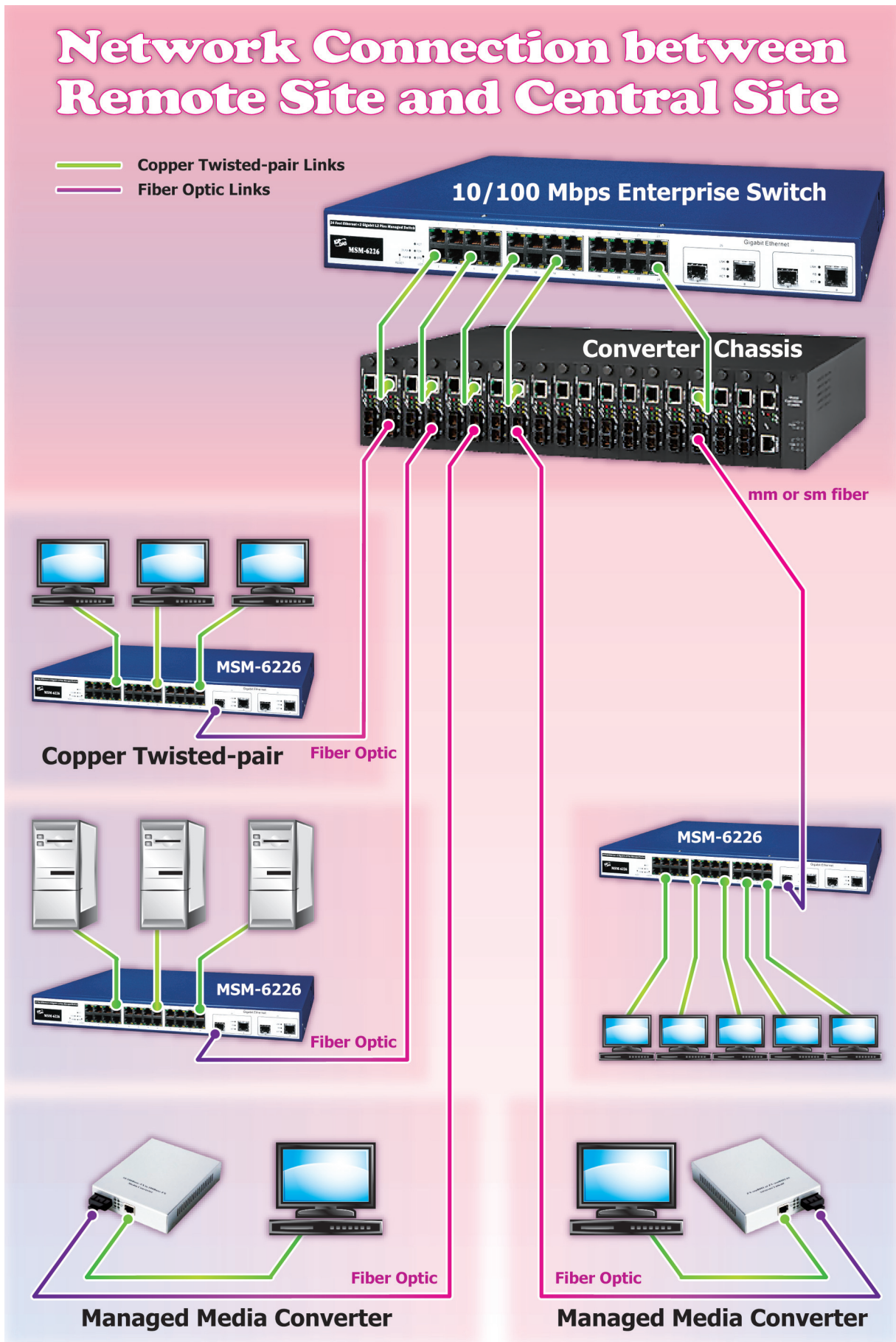
The switch also supports the power saving to reduce the power consumption with Power Management technique. It could efficiently saving the switch power by auto detect the client idle and cable length.

 **Specifications**

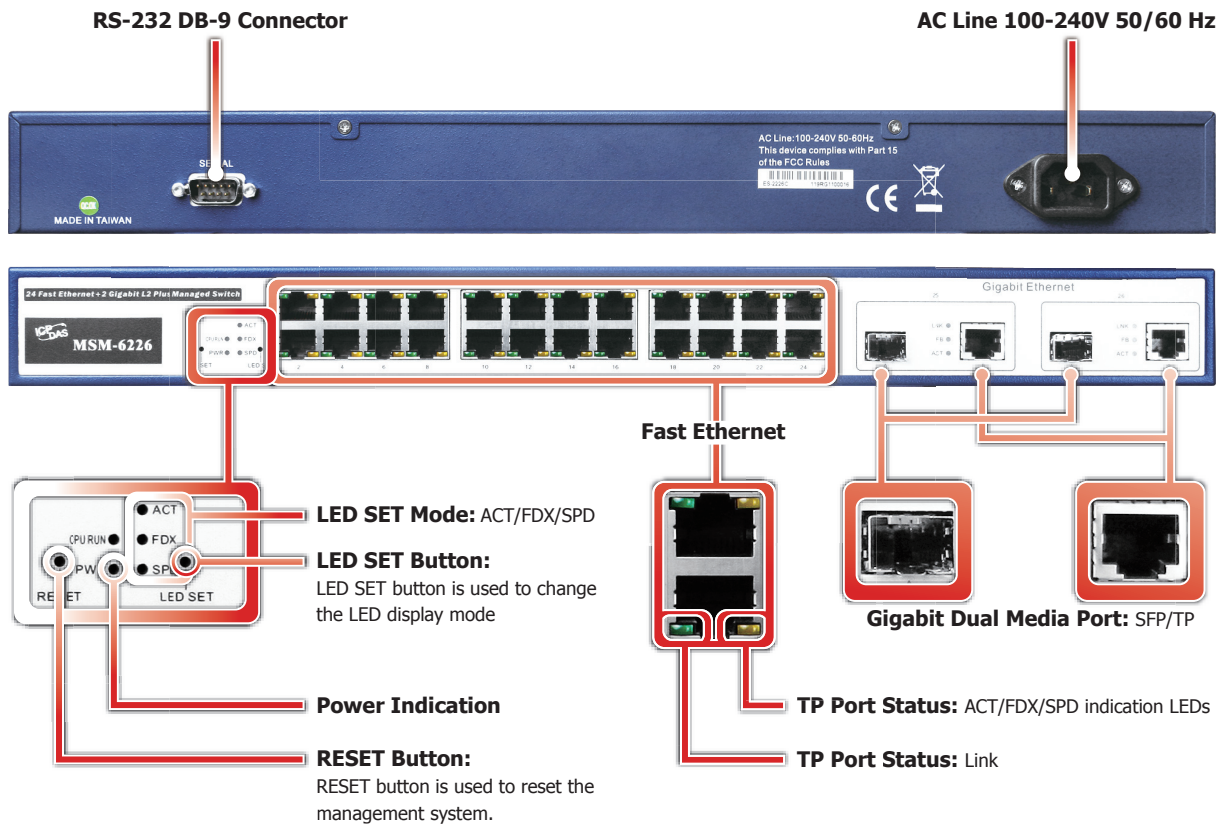
Technology	
Standards	2 Dual Media for Flexible Fiber Connection
	Port Mirroring helps supervisor monitoring network
	Improves Q-in-Q (Double-tag)
	IEEE802.1Q tag-based VLAN for performance & security and 4094 VLAN entries
	IEEE802.1X Access Control improves network security
	IEEE802.1D Compatible, IEEE802.1w Rapid Spanning Tree & IEEE802.1s Multiple Spanning Tree
	Unknown Unicast/Broadcast/Multicast storm control
	Multicast VLAN management for IPTV
	IP-MAC-port binding for LAN security
	QCL Based on Application traffic for QoS and rate limitation management
	Supports IGMPv3 snooping and IGMP Proxy
	Supports DHCP snooping (DHCP option 82)
	ACL Based on Ethernet Type/ARP/IPv4 for packets permit or deny, rate limitation and port copy
	Supports "power saving" for Green Ethernet requirement
	Supports LLDP (Link Layer Discovery Protocol) provides a standards-based method for enabling switches to advertise themselves.
MAC Addresses	8192
Processing Type	Non-blocking, store-and-forward and shared-memory L2 managed switch
Memory Bandwidth	8.8 Gbps
Frame Buffer Memory	Embedded 256 KB packet buffers and 128 KB control memory
Flow Control	Backpressure flow control for half duplex
	802.3x flow control for full duplex
Protocol	VLAN, QoS, Port Trunk, SMTP, TELNET, SNMP, IGMP, IEEE802.1X, LLDP
Interface	
RJ-45 Ports	24-port 10/100 Base-TX auto negotiation speed, F/H duplex mode, and auto MDI/MDI-X connection and 2 Gigabit Ethernet ports with non-blocking wise speed performance.
SFP	2-port 1000 Mbps SFP Fiber Module Dual Media Auto Detection
LED Indicators	CPURUN, POWER, ACT, FDX, SPD
Ethernet Isolation	2 K V _{DC} Isolation
COM1	RS-232 (TxD, RxD and GND); Non-isolated
Frame Ground for EMS Protection	EMS Requirements: IEC-61000-4-2, IEC-61000-4-3, IEC-61000-4-4, IEC-61000-4-5, IEC-61000-4-6, IEC-61000-4-8, IEC-61000-4-11
Power	
Input Voltage Range	+100 V _{AC} ~ +240 V _{AC}
Power Consumption	15 W
Protection	Over-Voltage Protection (Spec.: 6.5 V+/-0.7 V); Over-Current Protection (Spec.: 6 A ~ 10 A); Short Circuit Protection
Frame Ground for EMS Protection	Yes
Mechanical	
Casing	Metal
Environmental Rating	IP20
Dimensions (W x L x H)	442 mm x 209 mm x 44 mm
Installation	Installing Chassis to a 19-Inch Wiring Closet Rail; No Wall mounting
Environmental	
Operating Temperature	-10 °C ~ +60 °C
Storage Temperature	-10 °C ~ +70 °C
Ambient Relative Humidity	5% ~ 90% RH, non-condensing

Network Connection between Remote Site and Central Site

— Copper Twisted-pair Links
 — Fiber Optic Links



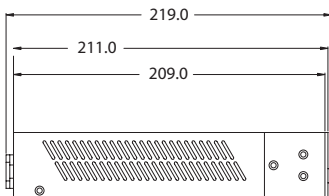
Appearance



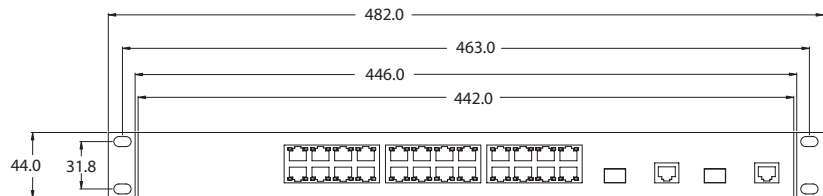
2

Managed Ethernet Switches

Dimensions (Units: mm)



Left Side View



Front View

Ordering Information

MSM-6226 CR	24-port Ethernet + 2 TP/SFP Gigabit Dual Media Layer2 Managed Switch. (include 9-Pin Female-Female D-sub cable, 1.8 M Cable and Power Cord)
-------------	--

Accessories

	SFP-1G85M-SX	Multi-mode 850 nm, 0.5 km SFP module
	SFP-1G13M-SX2	Multi-mode 1310 nm, 2 km SFP module
	SFP-1G13S-LX	Single-mode 1310 nm, 10 km SFP module
	SFP-1G13S-LX20	Single-mode 1310 nm, 20 km SFP module
	SFP-1G13S-LHX	Single-mode 1310 nm, 40 km SFP module
	SFP-1G15S-XD	Single-mode 1550 nm, 60 km SFP module