



WISE-7152

8-channel Isolated Source Type Open Collector Output and
8-channel Isolated Digital Input PoE Module

Features

- Built-in Web Server for IF-THEN-ELSE rule setting
- Built-in IF-THEN-ELSE rule engine for logic operation
- No more programming. Just click and get done!
- Support IO, Counter, Timer, Email operations
- Modbus/TCP Protocol for SCADA Software Seamless Integration
- IEEE 802.3af-compliant Power over Ethernet (PoE)
- 10/100 Base-TX Ethernet
- 2-way Isolation/ESD Protection
- DO Type: 8 Isolated Open Collectors (Source Type)
- DI Type: 8 Isolation Wet Contact (Sink/Source)



Introduction

WISE (Web Inside, Smart Engine) is a product series developed by ICP DAS that functions as control units for use in remote logic control and monitoring in various industrial applications. WISE offers a user-friendly and intuitive web site interface that allows users to implement IF-THEN-ELSE control logic on controllers just a few clicks away; no programming is required. With its powerful and easy-to-use features, it will minimize the learning curve, shorten time to market and dramatically reduce the labor and cost spent on system development.

WISE-7152 follows IEEE 802.3af-compliant (classification, Class 1) Power over Ethernet (PoE) specification. It allows receiving power from PoE enabled network by Ethernet pairs (Category 5 Ethernet cable). This feature provides greater flexibility and higher efficiency therefore simplifying systems design, saving space, reducing cables and eliminating the requirement for dedicated electrical outlets. Meanwhile, in case under a non-PoE environment, WISE-7152 will still be able to receive power from auxiliary power sources like AC adapters or battery, etc.

This module WISE-7152 supports Modbus/TCP protocol to make seamless integration with SCADA software available. It features 8-channel isolated open collector outputs and 8-channel isolated wet contact digital inputs. Each output channel supports 650 mA current driving @ 10 ~ 40 VDC and each digital input channel supports counter input.

Applications

Building Automation, Factory Automation, Machine Automation, Remote Maintenance, Remote Diagnosis, Testing Equipment, etc.

System Specifications

I/O Specifications

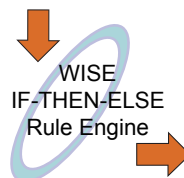
Digital Input		
Input Channels	8	
Input Type	Wet Contact (Sink, Source)	
On Voltage Level	+10 Vdc ~ +50 Vdc	
Off Voltage Level	+4 Vdc Max.	
Input Impedance	10 kΩ	
Counters	Max. Count	65535 (16 bits)
	Max. Input Frequency	50 Hz
	Min. Pulse Width	10 ms
Overvoltage Protection	+70 Vdc	
Digital Output		
Output Channels	8	
Output Type	Open Collector (Source)	
Max. Load Current	650 mA/channel at 25 °C	
Output Voltage	+10 Vdc ~ +40 Vdc	
Overvoltage Protection	47 Vdc	
Overload Protection	-	
Short-circuit Protection	Yes	

System	
CPU	16-bit CPU
SRAM	512KB
Flash Memory	512KB
EEPROM	16KB
Watchdog	Yes
Communication	
PoE Ethernet Port	10/100 Base-TX and automatic MDI/MDI-X
2-Way Isolation	
I/O	2500 Vdc
EMS Protection	
ESD (IEC 61000-4-2)	±4 kV Contact for each terminal and ±8 kV Air for random point
EFT (IEC 61000-4-4)	±2 kV for Power Line
LED Indicators	
PoE Power	PoE On
L1	System Running
L2	Ethernet Link/Act
L3	Ethernet 10/100 M Speed
Power Requirements	
Reverse Polarity Protection	Yes
Powered from Terminal Block	Yes, 12 ~ 48 Vdc
Powered from PoE	Yes, IEEE 802.3af, Class1
Consumption	4.3 W
Mechanical	
Dimensions (W x L x D)	72 mm x 123 mm x 35 mm
Installation	DIN-Rail or Wall mounting
Environment	
Operating Temperature	-25 °C ~ +75 °C
Storage Temperature	-30 °C ~ +80 °C
Humidity	10 ~ 90% RH, non-condensing

Software Specifications

Functions	
Rule Configuration Website	Access Web server on WISE controllers to edit and upload logic rules through web browser.
36 IF-THEN-ELSE Logic Rules	3 IF conditions with AND or OR operators 3 THEN actions and 3 ELSE actions
48 Internal Registers	Hold temporary variables and read/write data via Modbus/TCP address.
12 Timers	Delay / Timing functions.
12 Emails	Send Email messages to pre-set Email receivers.
12 CGI Commands	Send pre-set CGI commands.
12 Recipes	Set up THEN/ELSE action groups.
8 P2P remote modules	Set up the connection information for the remote WISE modules.
Modbus/TCP Protocol	Real time control and monitoring I/O channels and system status of controllers via SCADA software.

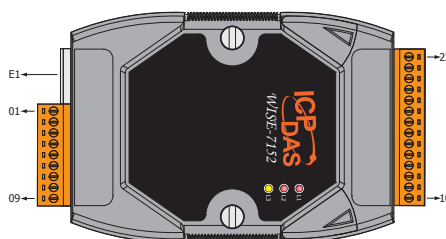
IF Conditions	
DI Channel	ON, OFF, ON to OFF, OFF to ON, Change
Internal Register	=, >, <, >=, <= (value)
DI Counter	=, >, <, >=, <= (value), Change
DO Counter	=, >, <, >=, <= (value), Change
Timer	Timeout, Not Timeout
P2P	DI, AI, DI counter, DO counter, IR
Rule Status	Enable, Disable



THEN / ELSE Actions	
DO Channel	ON, OFF, Pulse Output
Internal Register	Change the value
DI Counter	Reset
DO Counter	Reset
Timer	Start, Reset
Email	Send
CGI Commands	Send
Recipe	Execute
P2P	DO(On/Off), AO, IR
Rule Status	Enable, Disable

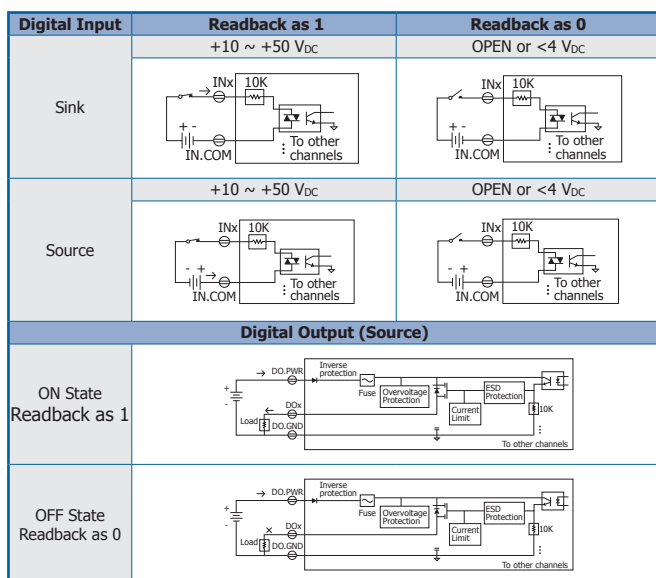
Pin Assignments

Terminal No.	Pin Assignment
E1	RJ-45
01	IN3
02	IN4
03	IN5
04	IN6
05	IN7
06	IN.COM2
07	N/A
08	(R)+Vs
09	(B)GND

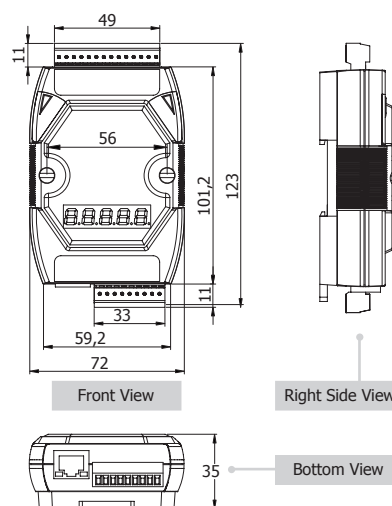


Terminal No.	Pin Assignment
23	IN2
22	IN1
21	IN0
20	IN.COM1
19	DO7
18	DO6
17	DO5
16	DO4
15	DO3
14	DO2
13	DO1
12	DO0
11	DO.GND
10	DO.PWR

Wire Connections



Dimensions (Unit:mm)



Ordering Information

WISE-7152	8-channel Isolated Source Type Open Collector Output and 8-channel Isolated Digital Input PoE Module (RoHS)
------------------	---

Accessories

GPSU06U-6	24V/0.25A, 6 W Power Supply
MDR-20-24	24V/1A, 24 W Power Supply with DIN-Rail Mounting
NS-205 CR	Unmanaged 5-Port Industrial Ethernet Switch (RoHS)
NS-205PSE CR	Unmanaged 5-Port Industrial PoE Ethernet Switch (RoHS)