

CN2600 Series

8 and 16-port RS-232/422/485 terminal servers with dual LAN redundancy



- > LCD panel for easy IP address configuration (excluding wide temperature models)
- > Dual-LAN cards with two independent MAC addresses and IP addresses
- > Redundant COM function available when both LANs are active
- > Dual-host redundancy can be used to add a backup PC to your system
- > Dual AC power inputs (for AC models only)
- > Real COM/TTY drivers for Windows and Linux
- > Universal high-voltage range: 100 to 240 VAC or 88 to 300 VDC



Overview

Redundancy is an important issue for industrial networks, and various types of solutions have been developed to provide alternative network paths when equipment or software failures occur. “Watchdog” hardware is installed to utilize redundant hardware-and a “Token”-switching software mechanism is applied. The CN2600 terminal server uses its built-in Dual-LAN ports to implement a “Redundant COM” mode that keeps your applications running uninterrupted.

Dual-LAN Redundancy

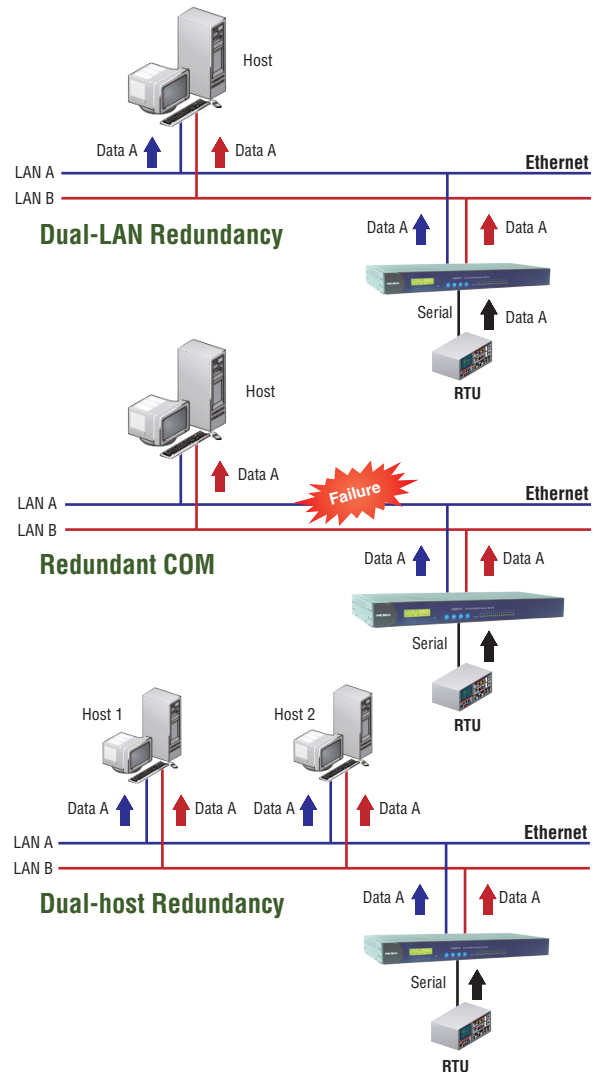
The CN2600 has two separate LAN ports that can be connected to separate LAN networks. Dual-LAN redundancy involves setting up two separate physical networks to connect the PC host with the CN2600 (the PC host also requires two LAN cards). If one connection fails, the PC host can still communicate with your serial devices over the alternative LAN connection.

Redundant COM

Moxa offers “Redundant COM”, an easy-to-use application to provide an alternative solution for network redundancy. When the CN2600 receives a data packet from a connected device, two identical data packets are sent over two independent LAN connections to prevent lost data packets if one LAN connection becomes unavailable. The CN2600 software is programmed to automatically discard duplicate data packets.

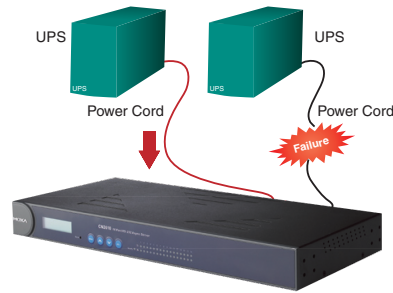
Dual-host Redundancy

The CN2600’s dual LAN cards can also be used to set up “dual-host” redundancy. In this case, both networks (LAN A and LAN B in the figure) are connected to two different hosts. If either of the two hosts shuts down unexpectedly, the other host will still be able to communicate with serial devices connected to the CN2600.




Dual-AC Model Supported

Dual-power redundancy uses two power inputs and redundant internal power supplies to ensure that all of the CN2600's functions will be available, even in the event of power circuit failures.



Appearance



Note: The product shown is the CN2610-8-2AC. HV models (CN2650I-8-HV-T and CN2650I-16-HV-T) use terminal blocks for their power input.

Note: LCD panel and configuration buttons are not available for wide temperature models

Specifications

Ethernet Interface

Number of Ports: 2 (2 IPs)

Speed: 10/100 Mbps, auto MDI/MDIX

Connector: 8-pin RJ45

Magnetic Isolation: 1.5 kV built-in

Serial Interface

Number of Ports: 8 or 16

Serial Standards:

CN2610: RS-232

CN2650/2650I: RS-232/422/485

Connector:

CN2610/2650: 8-pin RJ45

CN2650I: DB9 male

RS-485 Data Direction Control: ADDC® (Automatic Data Direction Control)

Serial Line Protection:

2 kV optical isolation (CN2650I)

Console Port: Dedicated RS-232 console port on rear panel (8-pin RJ45)

Serial Communication Parameters

Data Bits: 5, 6, 7, 8

Stop Bits: 1, 1.5, 2

Parity: None, Even, Odd, Space, Mark

Flow Control: RTS/CTS, DTR/DSR, XON/XOFF

Baudrate: 50 bps to 921.6 kbps

Pull High/Low Resistor for RS-485: 1 k Ω , 150 k Ω

Terminator for RS-485: 120 Ω

Serial Signals

RS-232: Tx+, Tx-, Rx+, Rx-, GND

RS-422: Tx+, Tx-, Rx+, Rx-, GND

RS-485-4w: Tx+, Tx-, Rx+, Rx-, GND

RS-485-2w: Data+, Data-, GND

Software

Network Protocols: ICMP, IPv4, TCP, UDP, DHCP, BOOTP, Telnet, DNS, SNMP, HTTP, SMTP, ARP, PPPoE, DDNS

Security Protocols: RADIUS, HTTPS, SSH, PAP, CHAP

Configuration Options: Web Console, Serial Console, Telnet Console, Windows Search Utility

Windows Real COM Drivers: Windows 95/98/ME/NT/2000, Windows XP/2003/Vista/2008/7/8/8.1 (x86/x64), Windows 2008 R2/2012/2012 R2 (x64), Windows Embedded CE 5.0/6.0, Windows XP Embedded

Fixed TTY Drivers: SCO Unix, SCO OpenServer, UnixWare 7, QNX 4.25, QNX 6, Solaris 10, FreeBSD, AIX 5.x, HP-UX 11i, Mac OS X

Linux Real TTY Drivers: Linux 2.4.x, 2.6.x, 3.x

Management: SNMP MIB-II

IP Routing: Static, RIP-I, RIP-II

Operation Modes

Standard: Real COM, TCP Server, TCP Client, UDP, RFC2217, Terminal, Reverse Telnet, PPP, DRDAS, Redundant COM, Disabled

Applications

Terminal Sessions: 8 sessions per port

Physical Characteristics

Housing: Metal

Weight:

CN2610-8-2AC: 3760 g

CN2610-16-2AC: 3810 g

CN2650-8: 3740 g

CN2650-16: 3790 g

CN2650-8-2AC: 3900 g

CN2650-16-2AC: 3980 g

CN2650I-8: 3666 g

CN2650I-16: 3776 g

CN2650I-8-2AC: 3932 g

CN2650I-16-2AC: 4022 g

CN2650I-8-HV: 3910 g

CN2650I-16-HV: 3930 g

Dimensions:

Without ears: 440 x 198 x 45.5 mm (17.32 x 7.80 x 1.77 in)

With ears: 480 x 198 x 45.5 mm (18.9 x 7.80 x 1.77 in)

Environmental Limits

Operating Temperature:

Standard Models: 0 to 55°C (32 to 131°F)

Wide Temp. Models: -40 to 75°C (-40 to 167°F)

High Voltage Wide Temp. Models: -40 to 85°C (-40 to 185°F)

Storage Temperature:

Standard Models: -40 to 75°C (-40 to 167°F)

Wide Temp. Models: -40 to 75°C (-40 to 167°F)

High Voltage Wide Temp. Models: -40 to 85°C (-40 to 185°F)

Ambient Relative Humidity: 5 to 95% (non-condensing)

Altitude: Up to 2000 m

Note: Please contact Moxa if you require products guaranteed to function properly at higher altitudes.

Power Requirements

Input Voltage:

AC Models: 100 to 240 VAC, 47 to 63 Hz

DC Models: 110 VDC (88 to 300 VDC)

Power Consumption:

CN2650 AC models: 235 mA @ 100 VAC, 145 mA @ 240 VAC

CN2650I HV models: 152 mA @ 88 VDC, 86 mA @ 300 VDC

Power Line Protection:

1 kV burst (EN 61000-4-4: EFT/B), 2 kV surge (EN 61000-4-5)

Standards and Certifications

Safety: UL 60950-1, EN 60950-1

EMI: EN 55022 Class A, FCC part 15 Subpart B Class A

EMS:

EN 61000-4-2 ESD: contact 4 kV; air 8 kV

EN 61000-4-3 RS: 3 V/m (80 MHz to 1 GHz)

EN 61000-4-4 EFT: Power 4 kV; Signal 2 kV

EN 61000-4-5 Surge: AC 1 kV (AC models); DC 2 kV (HV models); Signal 1 kV

EN 61000-4-6 CS: 3 V

EN 61000-4-8

EN 61000-4-11: AC models only

Freefall: IEC-68-2-34, IEC-68-2-32

Vibration: IEC-68-2-6

Green Product: RoHS, CRoHS, WEEE

EMC: 55022/24

Reliability

Alert Tools: Built-in buzzer and RTC (real-time clock)

Automatic Reboot Trigger: Built-in WDT (watchdog timer)

MTBF (mean time between failures):

CN2650I AC models: 99,320 hrs

CN2650I-8-HV-T: 191,326 hrs

CN2650I-16-HV-T: 116,924 hrs

Warranty

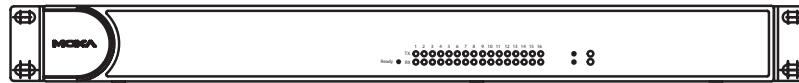
Warranty Period: 5 years

Details: See www.moxa.com/warranty

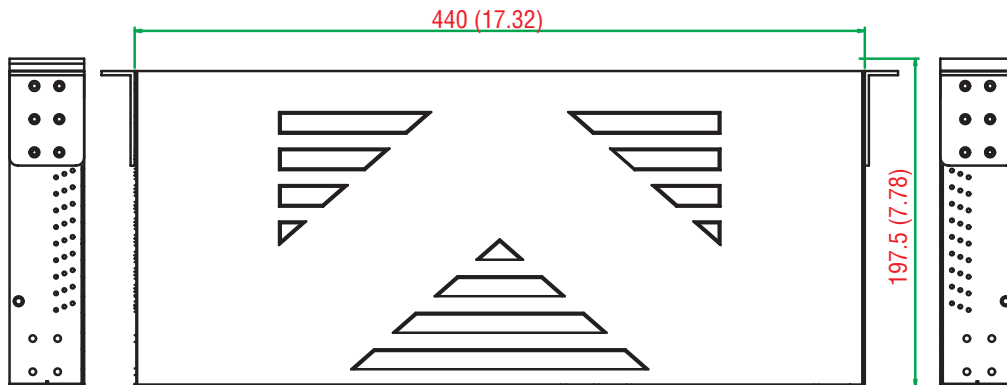
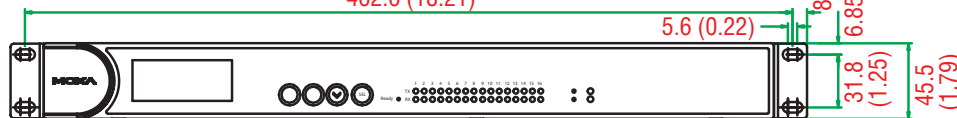
Dimensions

Unit: mm (inch)

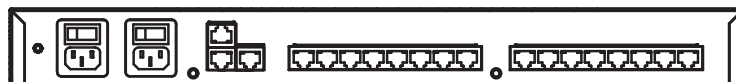
CN2650-16-T
(Wide Temp. Model)



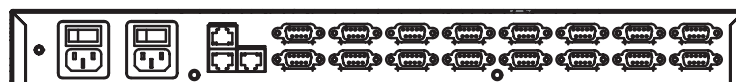
CN2600 Series
(Standard Model)



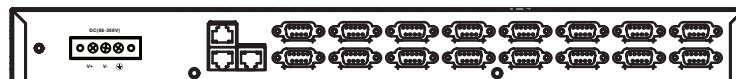
CN2610/2650



CN2650I



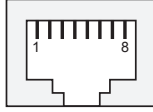
CN2650I-16-HV-T



Pin Assignment

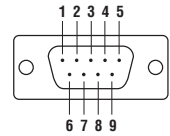
8-pin RJ45 connector

PIN	RS-232	RS-422/485-4w	RS-485-2w
1	DSR	—	—
2	RTS	TxD+(B)	—
3	GND	GND	GND
4	TxD	TxD-(A)	—
5	RxD	RxD+(B)	Data+(B)
6	DCD	RxD-(A)	Data-(A)
7	CTS	—	—
8	DTR	—	—



DB9 male connector

PIN	RS-232	RS-422/485-4w	RS-485-2w
1	DCD	TxD-(A)	—
2	RxD	TxD+(B)	—
3	TxD	RxD+(B)	Data+(B)
4	DTR	RxD-(A)	Data-(A)
5	GND	GND	GND
6	DSR	—	—
7	RTS	—	—
8	CTS	—	—



: Ordering Information

Available Models

CN2610-8: Dual-LAN terminal server with 8 RS-232 ports, 0 to 55°C operating temperature

CN2610-16: Dual-LAN terminal server with 16 RS-232 ports, 0 to 55°C operating temperature

CN2610-8-2AC: Dual-LAN, dual-AC-power terminal server with 8 RS-232 ports, 0 to 55°C operating temperature

CN2610-16-2AC: Dual-LAN, dual-AC-power terminal server with 16 RS-232 ports, 0 to 55°C operating temperature

CN2650-8: Dual-LAN terminal server with 8 RS-232/422/485 ports, 0 to 55°C operating temperature

CN2650-16: Dual-LAN terminal server with 16 RS-232/422/485 ports, 0 to 55°C operating temperature

CN2650-8-2AC: Dual-LAN, dual-AC-power terminal server with 8 RS-232/422/485 ports, 0 to 55°C operating temperature

CN2650-16-2AC: Dual-LAN, dual-AC-power terminal server with 16 RS-232/422/485 ports, 0 to 55°C operating temperature

CN2650I-8: Dual-LAN terminal server with 8 RS-232/422/485 ports and 2 kV optical isolation, 0 to 55°C operating temperature

CN2650I-16: Dual-LAN terminal server with 16 RS-232/422/485 ports and 2 kV optical isolation, 0 to 55°C operating temperature

CN2650I-8-2AC: Dual-LAN, dual-AC-power terminal server with 8 RS-232/422/485 ports and 2 kV optical isolation, 0 to 55°C operating temperature

CN2650I-16-2AC: Dual-LAN, dual-AC-power terminal server with 16 RS-232/422/485 ports and 2 kV optical isolation, 0 to 55°C operating temperature

CN2650-8-2AC-T: Dual-LAN, dual-AC-power terminal server with 8 RS-232/422/485 ports, -40 to 75°C operating temperature

CN2650-16-2AC-T: Dual-LAN, dual-AC-power terminal server with 16 RS-232/422/485 ports, -40 to 75°C operating temperature

CN2650I-8-HV-T: Dual-LAN terminal server with 8 RS-232/422/485 ports and 2 kV optical isolation, 88 to 300 VDC power input, -40 to 85°C operating temperature

CN2650I-16-HV-T: Dual-LAN terminal server with 16 RS-232/422/485 ports and 2 kV optical isolation, 88 to 300 VDC power input, -40 to 85°C operating temperature

Optional Accessories (can be purchased separately)

Mini DB9F-to-TB adapter: DB9 female to terminal block adapter for RS-422/485 applications (CN2650I only)

Package Checklist

- 1 CN2600 terminal server
- CBL-RJ45F9-150: 8-pin RJ45 to DB9 female connection cable, 150 cm
- Power cords (Only for AC Models. 2AC model has 2 pcs)
- Documentation and software CD
- Quick installation guide (printed)
- Warranty card